

TENT RENTERS SUPPLY

5160 West Clifton Street, Tampa, FL 33634 USA

Phone : +01 813 740 8368

Disaster Relief Products



Hospital Privacy Tent

Hospital Privacy Tent

Developed to support disaster relief efforts for when Hospitals are not operational or additional capacity is required. The Privacy Tent allows emergency management staff to quickly set up operational facilities which allows for individuals to be evaluated and maintain personal separation. Used in conjunction with temporary tenting or other facilities.

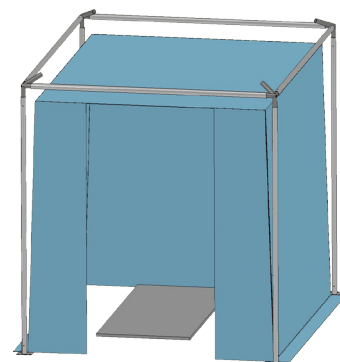


Key Features

- Rapid deployment with minimal labor
- Provides patient privacy during triage and evaluation
- Utilizes industry standard framing and components
- Clear Velcro door provides natural light and easy egress
- Fits standard hospital bed with space for medical equipment

Specifications

- Overall Size 8' Wide x 10' Long x 8' Tall
- Internal Size 7'6" Wide x 9'6" Long x 7'9" Tall
*approximation
- Fit standard hospital bed of 38" Wide x 84" Long
- Clear Vinyl door 48" Wide
- Optional Floor, Vent hook up for air handling and pass through flap for services
- Custom sizes




Optional Packages	Cost
▶ Privacy Tent without Frame	\$300
▶ Optional Floor and 12" Air Handling Ports	+\$50
▶ Top and Frame Set	\$386
▶ Full Set Privacy Tent and Frame	\$680

This product is not FDA Tested and is not validated to act as an isolation unit, there are no claims as to its performance by the seller.

Drive Up Screening

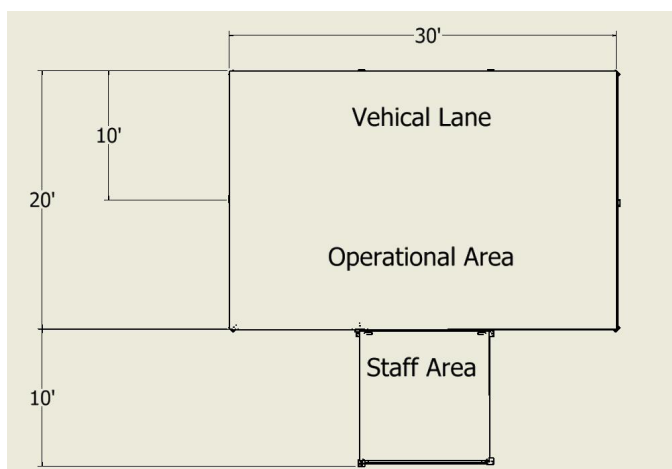
Screening Tent Setups are a direct response to the COVID 19 pandemic, and aid patient testing while maintaining social distancing. Typical sizes range from 10ft Wide x 20ft Long to 20ft x 40ft and can be customized to your location and needs. Sidewalls offer privacy from viewing, and support tents can be connected for services or employee rest areas.



Key Features

- Provides clearance for standard vehicle
- Blackout Vinyl provides lower temperatures for occupants
- Sidewalls can provide privacy for patients
- Utilizes industry standard framing and components
-
- Fits standard hospital bed with space for medical

Recommended Layouts



Packages

Cost

- ▶ 20 x30 Setup (20 x 30 with walls and 10 x 10 Support Tent)
- ▶ 20 x 40 Setup (20 x 40 with walls and 10 x 10 Support Tent)
- ▶ 15 x 30 Enclosed Gable

\$4,275

\$5,200

\$4,000

Frame Tent

Hip Frame

Traditional Hip Frame Tents provide a wide range from 10' to 40' wide tents.

Flexibility

Sectional style products provide near limitless configuration options.

Base Set

Top and Frame Sets with basefeet included.

Pro Sets

Base set with additional 13oz Solid Sidewalls, 42" Double Headed Stakes, and 1 1/2" Ratchets.

Style Options

- + Color, Clear, and Multi Color Striping
- + Logo and Graphics Printing
- + Custom Design to Match Existing Inventory
- + Multiple Valance Styles
- + 10' to 40' Wide Widths




SIZE (LxW)	1 PC	Sectional	Middles	Frame	Top & Frame	Pro Set
10 x 10	\$ 275	\$ 354	10' - \$ 233 15' - \$ 375 20' - \$ 415	\$ 520	\$780	\$ 1013
10 x 20	\$ 416	\$ 547		\$ 852	\$ 1243	\$ 1584
10 x 30	\$ 676	\$ 791		\$ 1153	\$ 1793	\$ 2234
20 x 20	\$ 645	\$ 786	10' - \$ 415 15' - \$ 594 20' - \$ 785	\$ 1212	\$ 1820	\$ 2238
20 x 40	\$ 1330	\$ 1467		\$ 1915	\$ 3180	\$ 3762
20 x 60	\$ 2035	\$ 2325		\$ 2599	\$ 4825	\$ 5442
30 x 30	\$ 1450	\$ 1584	10' - \$ 597 15' - \$ 843 20' - \$ 1089	\$ 1536	\$ 2937	\$ 3462
30 x 60		\$ 3168		\$ 2425	\$ 5481	\$ 6160
30 x 80		\$ 4303		\$3152	\$ 7306	\$ 8057
40 x 40	\$ 2554	\$ 2619	10' - \$ 761 20' - \$ 1382	\$ 3310	\$ 5810	\$ 6429
40 x 60		\$ 3974		\$ 4213	\$ 8022	\$ 8720
40 x 80		\$ 5328		\$ 5064	\$ 10,183	\$ 10,965
40 x100		\$ 6683		\$ 5968	\$ 12,397	\$ 13,257

Hip Frame Features




Premium Material

Domestically made Blackout 16oz fabric provides a durable long lasting product. Invest for the long term with higher UV hours.



Our buckle laceline provides both durability and easy installation for all of your needs.



Strength

Enhanced fabric strength and reinforcements provide strength and durability where it is needed.

Frame Tent Style

Gable and Marquee

Setup walk ways quickly with Marquee style tops or add a Gable

Gable

- + Solid Ends connect to standard Middles
- + Removable ends allow quick conversion from standard middle to Gable

Marquee

- + Velcro lace line for quick easy install
- + Perfect solution for long walkways
- + Available in 5' to 15' Width

